



V - COMPLETE THE YELLOW SIDE

**YOUR
GOAL**



1. Count the number of yellow corner pieces you have on the top face. This number will determine the way that you need to hold the cube.

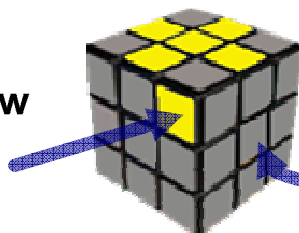
After orienting the cube, perform the following algorithm repeatedly until the yellow side is completed.



Each time you perform the algorithm, reorient the cube based upon the number of yellow corner pieces on the top face.

NO TOP CORNERS

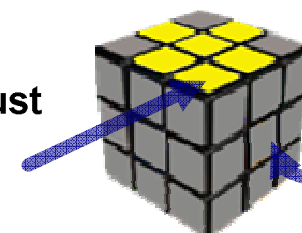
You must put a yellow square in this spot.



Hold this side towards you.

ONE TOP CORNER

Yellow corner must be placed here.




Hold this side towards you.


V - COMPLETE THE YELLOW SIDE

(CONTINUED)

YOUR GOAL

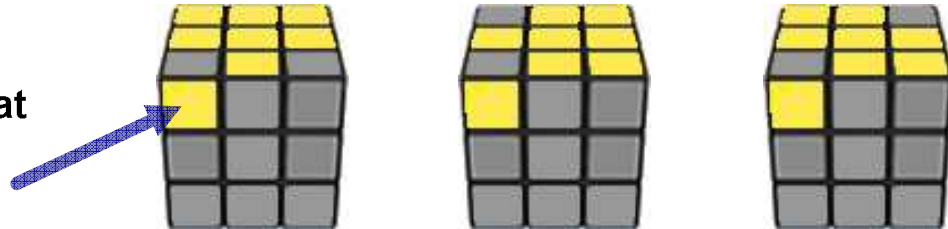


COMPLETE YELLOW FACE ALGORITHM:



TWO TOP CORNERS

No matter where the two corners are, you must hold the cube so that there is a yellow square on the front face in the top left corner.



2. Continue reorienting the cube and repeating the algorithm until you have completed the yellow side!

