



VII - FINISHING THE CUBE

**YOUR
GOAL**



1. If you have one side completed other than yellow or white, hold the cube so that the completed side is on the RIGHT.

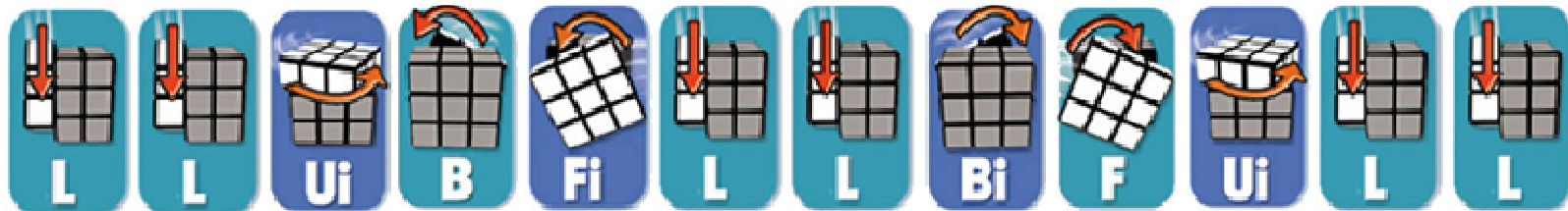
Hold this side towards you.



This completed side will be on the right.

2. If there is no completed side, any side can be the RIGHT side.

3. Perform the following algorithm repeatedly until the cube is complete:



4. Congratulations! You have solved the Rubik's Cube!
Keep practicing to see if you can solve it even faster!

